

PIN TYPE DC LOCK

Product Code	Description	Height	Lever Length	Std Packaging
PIN20PY	20 mm PY Series	20 mm	45 mm	50 Nos
PIN22A	22 mm PY Series	22 mm	45 mm	50 Nos
PIN25PY	25 mm PY Series	25 mm	45 mm	50 Nos
PIN28A	28 mm PY Series	28 mm	45 mm	50 Nos
PIN30PY	30 mm PY Series	30 mm	45 mm	50 Nos
PIN20	20 mm Heavy Duty	20 mm	45 mm	25 Nos
PIN25	25 mm Heavy Duty	25 mm	45 mm	25 Nos
PIN30	30 mm Heavy Duty	30 mm	45 mm	25 Nos
PIN20Z	20 mm Small Lever PY Series	20 mm	35 mm	50 Nos
PIN25I	25 mm Small Lever PY Series	25 mm	35 mm	50 Nos
PIN	Pin Type DC Key	-	-	100 Nos



TRIANGLE TYPE DC LOCK

Product Code	Description	Height	Lever Length	Std Packaging
TRIANGLE20	20 mm Heavy Duty	20 mm	45 mm	25 Nos
TRIANGLE25	25 mm Heavy Duty	25 mm	45 mm	25 Nos
TRIANGLE30	30 mm Heavy Duty	30 mm	45 mm	25 Nos
TRIANGLE45	45 mm Heavy Duty	45 mm	45 mm	50 Nos
TRIANGLE	Triangle Type DC Key	-	-	100 Nos





SQUARE TYPE DC LOCK


Product Code	Description	Height	Lever Length	Std Packaging
SQ20	20 mm Heavy Duty	20 mm	45 mm	25 Nos
SQ25	25 mm Heavy Duty	25 mm	45 mm	25 Nos
SQ35	30 mm Heavy Duty	30 mm	45 mm	25 Nos
SQUARE	Square Type DC Key	-	-	100 Nos







SCREW DRIVER (MINUS) TYPE DC LOCK					
Product Code	Description	Height	Lever Length	Std Packaging	
SCREW20	20 mm	20 mm	45 mm	25 Nos	
SCREW25	25 mm	25 mm	45 mm	25 Nos	
SCREW28	28 mm	28 mm	45 mm	25 Nos	
SCREW30	30 mm	30 mm	45 mm	25 Nos	
SCREW	Screw Driver DC Key	-	-	100 Nos	

POLYAMIDE KNOB LOCK (WING LOCK)					
Product Code	Description	Height	Lever Length	Std Packaging	
WING20	20 mm	20 mm	45 mm	50 Nos	
WING25	25 mm	25 mm	45 mm	50 Nos	
WING30	30 mm	30 mm	45 mm	50 Nos	
WING45	45 mm	45 mm	45 mm	50 Nos	


DC LOCK WITH KEY					
Product Code	Description	Height	Lever Length	Std Packaging	
KEY20	20 mm	20 mm	45 mm	50 Nos	
KEY25	25 mm	25 mm	45 mm	50 Nos	

GREY LOCK WITH SMALL LEVER					
Product Code	Description	Height	Lever Length	Std Packaging	
GREY25P	20 mm Pin Type	20 mm	30 mm	50 Nos	
GREY25S	20 mm Square Type	20 mm	30 mm	50 Nos	


PAD LOCK (PIN / SQUARE / TRIANGLE / SCREW DRIVER)					
Product Code	Description	Height	Lever Length	Std Packaging	
PADLOCK20	20 mm	20 mm	45 mm	50 Nos	
PADLOCK25	25 mm	20 mm	45 mm	50 Nos	



3 POINT LOCKS

Product Code	Description	
3 LOCK	3 Point Lock (Std Round Rod)	
ROD 1MTR	M.S Rod For 3 Point Lock	
NTP-02	3 Point Lock With Flat Rod	

PANEL LOCKS & KEYS

Product Code	Description	
Economy Type (Welding Type)		
ECO15	15 mm Height	
ECO20	20 mm Height	
ECO25	25 mm Height	
ECO30	30 mm Height	
Standard Type (Screw Mounting Lock)		
STD15	15 mm Height	
STD20	20 mm Height	
STD25	25 mm Height	
STD30	30 mm Height	
STD35	35 mm Height	
STD40	40 mm Height	
STD45	45 mm Height	
STD50	50 mm Height	
ECO	Panel Key	